



icbf



An Roinn Talmhaíochta,
Bia agus Mara
Department of Agriculture,
Food and the Marine

National Genotyping Programme

Useful Contact Details

Department of Agriculture Food & the Marine



An Roinn Talmhaíochta,
Bia agus Mara
Department of Agriculture,
Food and the Marine

Agfood.ie: 049-4368288 or email agfood@agriculture.gov.ie

Cattle Movement Agency: 023-8832887

Permits: Fax no: 023-8832891 or agripermits@capita.com

AIM Division: Cattle Movements: 01-5058882 or aim@agriculture.gov.ie

Calf Registration Agency: 023-8832890

AIM Division: Bovine Tagging and Registration 01-5058880 or aim@agriculture.gov.ie

Tag Suppliers



Website: www.agritags.ie
Tel: 1800 564 564



Website: www.cormactagging.ie
Email: info@cormactagging.ie
Tel: 093-52385



Website: www.datamars.ie
Email: info@datamars.ie
Tel: 01-4594664



Website: www.mullinahonecoop.ie
Email: eurotags@mull-coop.ie
Tel: 052-9153102

ICBF/HerdPlus



Get in touch with ICBF via the ICBF HerdPlus app.

Simply tap on "Request Contact", enter your query details and a member of the HerdPlus team will get in contact with you.

Alternatively, email query@icbf.com or call 023-8820452

Table of Contents

➤ About NGP	3
➤ Frequently Asked Questions	4-6
➤ Difference between BVD and DNA Samples	7
➤ How to register with Agfood.ie	8
➤ Calf Registration on Agfood.ie when using leftover 2024 tags	9-10
➤ Calf Registration on Agfood.ie when using double tissue tags	11-12
➤ Track Genotyping status on the ICBF HerdPlus App	13
➤ Typical DNA Reg Timeline + NGP Information Videos	14

About NGP

What is the National Genotyping Programme (NGP)?

The National Genotyping Programme is a collaborative initiative enabling Ireland to take the first step in achieving a fully genotyped national herd. Based on a cost-sharing model between the Department of Agriculture, Food & the Marine, the beef & dairy industry & participating farmers. Genotyping the national herd will provide a huge opportunity for both the Dairy and Beef industry accelerate in the rates of gain of our national breeding indexes (e.g. EBI, Eurostar & DBI), which will enhance farm sustainability.



What are the main benefits to the farmer?

Labour saving:

Farmers signed up to NGP will have exclusive access to Double Tissue Tags. By sampling animals at birth, farmers don't have to wait for button tags or hair-cards for SCEP or Pedigree Societies and then round up and bring in animals for sampling at a later stage. It is also much safer and easier to tag and sample newborn animals than more mature animals.

Cost:

From 2025 to 2027 (inclusive), farmers will be required to genotype **ALL** calves born at a reduced cost of approximately €6. (This is an estimate and includes the farmer's contribution of €4 towards genotyping, plus the additional cost associated with a double tissue tag and postage cost.). Herds participating in SCEP will only incur the €6/calf cost of those calves not counted towards their annual 70% SCEP genotyping requirement.

Parent verification:

Parentage errors (which currently sit at an average of 15% nationally) lead to incorrect breeding values eg, EBI, CBV, EuroStars and create paperwork to correct once the animal is already registered. Genotyping at birth will confirm parentage & correct any errors prior to registration.

Genomic Breeding Values:

Animals sampled at birth will receive genomic evaluations at the earliest possible opportunity, increasing the reliability of their EBI & Eurostar figures well before they are selected/sold for breeding and confirming their eligibility for SCEP.

Commercial Beef Value (CBV):

Genotyped weanlings and store cattle that are being traded through marts will have their CBV displayed on mart screens.

Frequently Asked Questions

When do I genotype tag the calf?

You genotype the calf at birth, at the same time that you take the BVD sample.

Can I send the DNA sample to the same place as the BVD?

No, DNA samples will be sent to the approved Genotyping lab.

BVD samples will be sent to the lab you have been sending them for the past number of years. (See page 7 for more information on sample differentiation)

How often must I send away samples?

It is recommended that you send DNA samples to the lab at least twice per week at peak calving. As calving slows down, it may be sufficient for samples to be sent once per week.

I need more return envelopes for DNA samples. Where can I get them?>

Please contact your nominated tag supplier if you require additional return envelopes.

How will I pay for genotyping?

A direct debit for the genotyping fee (€4/calf) for newborn calves will be triggered once calf tags are ordered with your nominated tag supplier. This will be collected from the herdowner, by ICBF, approximately within a month of the order.

What happens if I lose a sample down the slats or a sample breaks when tagging?

If a sample is lost or damaged, you can order a replacement button tag from your tag supplier.

I already bought my tags for 2025, what can I do now?

If you have 'single tissue' calf tags bought or left over from 2023/24, you should order corresponding button tags to genotype these calves at birth directly from your nominated tag supplier.

Do I have to sample dairy males/dairy x beef calves/commercial beef males?

Yes. All calves must be sampled, regardless of sex or breed. If sold through the mart, these animals will have their Commercial Beef Value (CBV) displayed on mart boards.

Frequently Asked Questions

What if the calf is stillborn or dies?

If a calf is stillborn or dies before it is registered, tag AND sample the calf before it is collected by the knackery. The samples should still be posted, and the rest of the registration carried out as with the live calves.

Where do I send the sample?

DNA samples must be sent to:

ICBF Genotype Laboratory, PO Box 1104, Naas Mail Centre, Co. Kildare.

Samples can be returned using the envelopes provided along with your tag orders.

How much will it cost to post my DNA samples?

Similar to BVD samples, the cost is €2.45 to post up to 10 packed flat samples.

Top Tip: Consider purchasing a book of stamps for your local post office in advance of the calving season for efficient posting.

How long will it take to register my calf?

Including postage, the whole process, from tagging to the issuing of the animal's passport can take on average 10-12 days. *(See page 13 for information on how to track sample status updates using the ICBF HerdPlus app)*

How do I register my calf?

After you send the DNA sample to Weatherbys, you must register the calf as normal on the AgFood.ie website or on your farm software package (FSP). Details such as dam, sire, DOB, calving difficulty, pedigree name etc. must still be recorded at birth. *(See pages 8-12 for more information on how to register calves through Agfood.ie)*

Paper Registrations and the DAFM Calf Reg App are not compatible with this programme and therefore must not be used.

What happens if the registration is late?

The legal requirement to register the birth of a calf within 27 days still applies. However, once you submit your own registration records within 27 days, you will not receive a late registration notice even in the unlikely event the genotype results are delayed.

Frequently Asked Questions

What happens if I have recorded the incorrect parentage?

If the genotype determines a different parentage, this will automatically be updated on the calf's passport before it is issued.

I have received confirmation that my calf is registered, how/when will I get the passport?

Once the DNA result has been sent to DAFM, you will receive the passport in the post as usual.

I made a mistake when recording the sire/dam of the calf, will this be fixed automatically?

Yes, the genotype will rectify this if the correct parents are also genotyped.

How will I be notified if there is an issue with a sample?

If a sample comes back as "Empty", you will be notified by text message.

The sample came back as "Empty", do I have to re-sample this calf? And is this calf registered?

Yes, you will need to resample the calf. You will need to order a button tag same as you would with BVD. To prevent delays, the registration will be completed and the parentage will be confirmed when the new sample has been processed.

When will my calf have a genomic evaluation?

Your calf will receive a genomic evaluation within 2 weeks of the sample result being returned from the lab. It is the responsibility of the farmer to return samples in a timely manner. The more regularly they are sent off, the quicker the turnaround time for registration and evaluation will be.

Please note: Farmers should always prioritise their own safety by following standard practices to reduce the risk of potential accidents. If an animal is deemed too dangerous to tag/sample, please do not attempt to take a sample from them.



“Having the genomic information at birth means that from day one, you can start making decisions regarding your herd's future.”

PAUL KEATING, SUCKLER FARMER, CO.
WEXFORD

Difference between BVD and DNA Samples


If using Agritags or Datamars tags:

- BVD sample bottles have a yellow plastic tab with the tag number clearly displayed.
- The DNA sample will come from an additional “button” tag with the letters “DCR” displayed.
- The **DNA** tags are **pink** in colour.



If using Cormac Tagging tags:

- Both samples are the same shape and size but are different colours.
- The official BVD sample tube is white in colour.
- The **DNA** sample tube is **pink** in colour and also has the word “DNA” printed on the tube before the tag number.



If using Mullinahone Co-op tags:

- Both samples are the same shape and size but are different colours.
- The official BVD sample tube is blue in colour and is dry (contains no liquid inside).
- The **DNA** sample tube is **pink** in colour and contains a liquid buffer inside.



Where to send Samples

DNA samples must be sent to:

ICBF Genotype Laboratory, PO Box 1104, Naas Mail Centre, Co. Kildare.

Your nominated tag supplier will have provided you with the specific envelopes to use. If you require additional envelopes for returning DNA samples, please contact your tag supplier. You must arrange your own postage for these samples.

It is recommended that you send DNA samples to the lab at least twice per week at peak calving. As calving slows down, it may be sufficient for samples to be sent once per week.

BVD must be sent to the approved BVD lab of your choosing, as in any other year. You must arrange your own postage for these samples. Please ensure that the correct sample type is sent to the correct address as DNA samples will not be processed by BVD labs.

How to register for Agfood.ie

Please note: Paper registrations will not be accepted as part of the NGP.
Registrations must be completed via www.agfood.ie or via an approved farm software.

To register for Agfood, farmers should go to www.agfood.ie and Click on the 'Register' button.

Please note: If you already have an Agfood.ie account, you do not need to re-register.

The screenshot shows two side-by-side panels. The left panel is titled 'Login' and contains fields for 'Enter your username *' (with a red error message 'Username is required'), 'Please enter the first, fourth and fifth digits from your PAC' (with three input boxes labeled '1st *', '4th *', and '5th *'), and 'Enter your password *' (with a 'Password is case-sensitive' note and a 'Forgotten Password?' link). There are 'Logon' and 'Clear' buttons at the bottom. The right panel has three sections: 'Register' with a 'Register' button circled in green, 'MyGovID' with a 'MyGovID' button, and 'AIM Services' with an 'AIM Services' button.

Once you have clicked the 'Registration' button you will be prompted to complete the Registration Form.

Once the Registration form has been completed, a letter will be posted to you with your Personal Access Code (PAC) which will allow you to access all relevant online services. You should receive this within 2-3 days of registering.

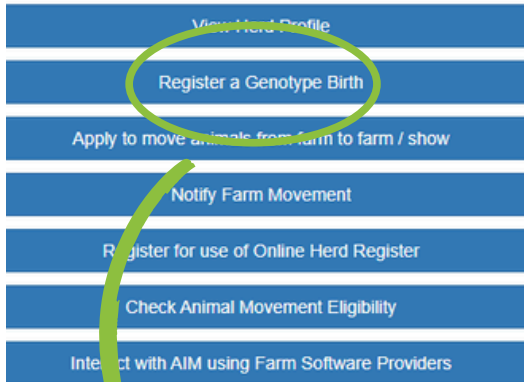
Please contact Agfood.ie with any queries specific to their screens or if you have forgotten your PAC, Password, or are having any difficulties logging on, you can e-mail the Agfood team at agfood@agriculture.gov.ie or Telephone: 049 4368288

The screenshot shows a 'Registration form' with the following fields: 'Enter your firstname *', 'Enter your surname *', 'Enter your email address' (with an eye icon), 'Enter your telephone number *' (with a telephone icon), 'PPS Number *', 'Date of Birth *' (with a calendar icon), 'Enter your preferred username *', 'Enter your password *' (with an eye icon), 'Confirm your password *' (with an eye icon), 'First Vehicle/Car *', and 'Mother's Birth Surname *'.

Calf Registration on Agfood.ie when using leftover 2024 tags

Please note: The Department of Agriculture Food & Marine Calf Reg app is NOT compatible for herds in the National Genotyping Programme. If registering calves via DAFM you will need to use the desktop version to complete registrations, and should delete the Calf Reg app from your device.

Log-in to your Agfood.ie account and select 'Register a Genotype Birth'.



If you have ordered new Double Tissue Tags, or have submitted samples, the tag numbers will be listed on the screen.

If your tag number is not listed, click on 'Tag is not listed above' to register a calf.

Please note: An accompanying DNA button tag must to be ordered in advance of calving to match any existing tags that you have leftover.

Tag Number	Genotype Status
<input type="radio"/> 372217925742096	Sample in Error
<input type="radio"/> 372217925792101	
<input type="radio"/> 372217925712102	
<input type="radio"/> 372217925732104	
<input type="radio"/> 372217925742105	
<input type="radio"/> 372217925752106	
<input type="radio"/> 372217925762107	
<input type="radio"/> 372217925772108	
<input type="radio"/> 372217925782109	
<input type="radio"/> 372217925712110	

Register



Registration form fields:

- Tag Number: Herd Designator - Animal Number (22006)
- Animal Details: Date of Birth, Gender, Still born
- Parental Details: Is an Embryo transfer? (NO), Dam Tag Number, Sire Breed
- Additional Genetic Details: Sire Tag Number, AI code, Retain Sire Details, Pedigree Name of Calf, Dead Calf, Calving Survey

Buttons: Continue, Cancel

Manually enter the calf registration details.

You will not be able to 'Continue' with the registration until all of the required fields are filled in.

Calf Registration on Agfood.ie when using leftover 2024 tags

Animal Details

Tag Number

Date of Birth Gender

Still born

Parental Details

Is an Embryo transfer?

Dam Tag Number Dam Breed

Sire Breed

Additional Genetic Details

Sire Tag Number AI code

Retain Sire Details

Pedigree Name of Calf Dead Calf

Calving Survey

Declaration

I HEREBY DECLARE THE DETAILS GIVEN BY ME IN ALL SECTIONS OF THIS ANIMAL REGISTRATION TO BE TRUE AND ACCURATE.
I UNDERSTAND THAT THE ADDITIONAL INFORMATION IS ONLY REQUIRED FOR ICBF AND BEEF DATA GENOMIC S PROGRAMME PURPOSES AND, WHERE PROVIDED, WILL BE TRANSFERRED TO ICBF.

Signed

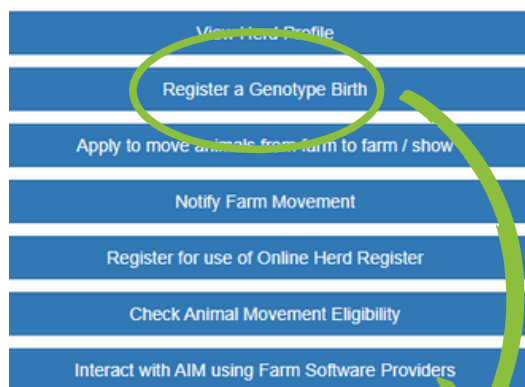
When happy with the manual entry, click 'Confirm'.



The application to register birth details has been recorded for Tag Number **372217925722086**

Your animal passport will be issued in the post once the DNA sample result has been received.

Calf Registration on Agfood.ie when using double tissue tags



Log-in to your Agfood.ie account and select 'Register a Genotype Birth'.

If you have ordered new Double Tissue Tags, or have submitted samples, the tag numbers will be listed on the screen.

Click on the circle of the tag number that you would like to register.

DNA registration

Filter

	Tag Number	Genotype Status
<input type="radio"/>	82083	Genotype Results (Complete)
<input type="radio"/>	12085	Genotype Results (Complete)
<input type="radio"/>	52097	Genotype Results (Missing Parentage Prediction(s))
<input type="radio"/>	82100	Genotype Results (Missing Parentage Prediction(s))
<input type="radio"/>	22086	Exempt (Sample not required for registration)
<input type="radio"/>	32087	Exempt (Sample not required for registration)
<input type="radio"/>	72090	Exempt (Sample not required for registration)
<input type="radio"/>	'82091	Exempt (Sample not required for registration)
<input type="radio"/>	92092	Sample in Lab
<input type="radio"/>	22094	Sample in Error

Items per page: 10 1 - 10 of 24

Register Tag is not listed above

The 'Genotype Status' will indicate what stage the sample that you sent off is currently at. For a more detailed description, view the 'Genotype Tracking' on the ICBF HerdPlus app.

Once your calf is tagged, you should submit your registration details straight away (don't wait for DNA Results). If the sample has already been analysed in the lab, the 'Genotype Results' will be pre-populated accordingly.

If you disagree with the predicted results, there is a tick box available to allow you to manually enter the parentage details.

If disputing a result, please contact the HerdPlus office by email at query@icbf.com or call 023-8820452 to discuss/rectify.

Tag Number

Herd Designator - Animal Number
82083

Animal Details

Date of Birth: [calendar icon] Gender: MALE Still born:

Genotype Results

Is an Embryo transfer? NO

Dam Tag Number: J41107 Dam Breed: FR - HOLSTEIN/FREISIAN

AI Code: AVI Sire Breed: AL - AUSTRALIAN LOWLINE

I disagree with the genotype result (You are required to fill minimum one information below where you disagree)

Additional Genetic Details

Pedigree Name of Calf: [text box] Dead Calf: [dropdown] Calving Survey: [dropdown]

Continue Cancel

Calf Registration on Agfood.ie when using double tissue tags

Animal Details

Tag Number

Date of Birth

Gender

Still born

Genotype Results

Is an Embryo transfer?

Embryo Dam Tag Number

Embryo Dam Breed

Surrogate Dam Tag Number

Surrogate Dam Breed

AI Code

Sire Breed

Additional Genetic Details

Pedigree Name of Calf

Dead Calf

Calving Survey

Declaration

I HEREBY DECLARE THE DETAILS GIVEN BY ME IN ALL SECTIONS OF THIS ANIMAL REGISTRATION TO BE TRUE AND ACCURATE.
I UNDERSTAND THAT THE ADDITIONAL INFORMATION IS ONLY REQUIRED FOR ICBF AND BEEF DATA GENOMIC S PROGRAMME PURPOSES AND, WHERE PROVIDED, WILL BE TRANSFERRED TO ICBF.

Signed

Once the sample has been analysed in the lab, the 'Genotype Results' will populate accordingly.

When happy with the information provided from the genotype click 'Confirm'.

The application to register birth details has been recorded for Tag Number :

Your animal passport will be issued in the post once the DNA sample result has been received.

Please note: Herds that are using a Farm Software Package to register their calves will continue to use the same process as always.

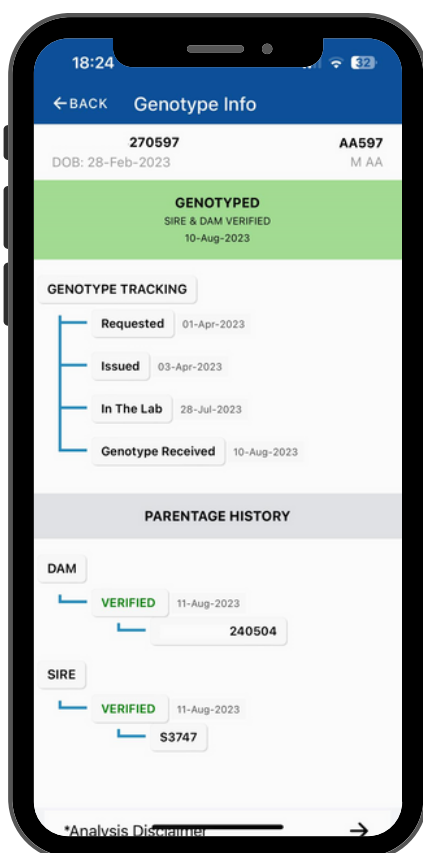
Track Genotyping status on the ICBF HerdPlus App

Herds taking part in the National Genotyping Programme should download the new ICBF HerdPlus App for quick and easy visibility on the genotyping status of their calves being registered via the DNA process.

How to Download the NEW 'ICBF HerdPlus' App



- **Step 1:** Take a photo of the QR code with your mobile phone
- **Step 2:** Download the 'ICBF HerdPlus App'
- **Step 3:** Log-in with your username & password



Genotype Tracking for NGP Samples

- See when the sample arrives in the lab
- Monitor the progress of the sample
- Check out the parentage verification
- Take a look at the animal's new genomic evaluation

Typical DNA Registration Timeline



Farm: Day 1

Calf is born and tagged. Calf details recorded with agfood.ie.
DNA sample posted to lab.



DNA Lab: Day 3

Sample is received in the DNA lab & acknowledged.



ICBF & DAFM: Day 8

Parentage confirmed & communicated with DAFM/farmer.



Farm: Day 11

Calf's passport arrives in the post from AIMS.

The quicker samples are posted to the lab, the quicker the overall turnaround time.

NGP Information Videos

Check out the National Genotyping Programme Playlist on our YouTube channel for more information on the various aspects of the NGP.

To access the NGP playlist, simply take a photo of the QR code with your mobile phone camera.

Alternatively, just search for ICBF on YouTube and you will be able to view the various videos that we have posted.



Scan me



Farmer Feedback From Spring 2024

“Very happy with the program and the results.”

“The NGP is so much better than taking hair samples or alternatives at a later date. I send all samples by swift post to the laboratory in order to eliminate risk of tissue sample loss.”

“No issues, all straight forward.”

“Very easy now to Genotype calves rather than when they are stronger weanlings.”

“Brilliant scheme and has got off the genomic evaluation of the national herd to a flying start. I am well pleased with everything that was offered.”

“Overall a very good service, hoping turnaround from registration and submission of samples to receiving blue cards will become even quicker for 2025.”

“As a breeder it is fantastic to get this data as early as this. As a polled breeder knowing hetero/homo status helps make breeding decisions for the following season.”

“It went very well I thought. Very happy with it.”

“Very well done with a few teething problem's at the start, but significant improvement in turnaround as time went on.”

